



To: Interested Parties  
From: Chris Keating, *Keating Research*  
Curtis Hubbard, *OnSight Public Affairs*  
Mike Melanson  
Date: May 6, 2020  
Re: **Keating–OnSight–Melanson KOM Colorado Poll™ May 2020 FINAL**

---

**Keating Research, OnSight Public Affairs and Mike Melanson** have teamed up on the **Keating–OnSight–Melanson KOM Colorado Poll™** which provides informative, accurate results and was Colorado’s most accurate in the 2018 Colorado Gubernatorial race and in the 2016 Colorado Presidential election. The new **Keating–OnSight–Melanson KOM Colorado Poll™** conducted online May 1-3, 2020, is the most recent installment in our effort to track voter opinions on the top political and public-policy issues of the day. Please consult the topline results for the full wording of the questions in the **KOM Colorado Poll™**.

### **A 3-to-1 majority of Coloradans support Governor Polis’ *Safer-At-Home* order.**

A strong majority (68%) of Colorado voters support Governor Jared Polis’ move to the *Safer-At-Home* order, which started April 27, while only 21% oppose it. *Safer-At-Home* garners majority support from Democrats (63% support – 22% oppose), Republicans (75% support - 18% oppose), and Unaffiliated voters (66% support – 22% oppose).

An overwhelming majority (78%) of voters in six metro-Denver counties (Adams, Arapahoe, Boulder, Broomfield, Denver and Jefferson) also support the decision by their local officials and Denver Mayor Michael Hancock to extend the stricter, local *Stay-At-Home* orders through May 8.

Governor Polis receives high marks for his handling of the coronavirus pandemic (71% approve to 19% disapprove) and has also seen a significant increase in his favorability with voters — up to 66% favorable from 50% favorable last summer.

Mayor Hancock receives an equally strong rating from Denver voters for his handling of the coronavirus pandemic (69% approve to 18% disapprove).

### **Most Coloradans (8-of-10) agree that face masks should be required.**

A majority (78%) of Colorado voters agree that people should be required to wear face masks or face coverings when they go to a store, bank or workplace; while only 16% oppose requiring masks in public. In these hyper-partisan times, face masks are a non-partisan issue, supported by Democrats (87%), Unaffiliateds (79%) and Republicans (68%) alike.

### **Colorado is not out of the woods — financially speaking — but voters remain optimistic.**

The majority (62%) of Coloradans are of the opinion that *the coronavirus will cause a long term economic downturn that will last for several years*, compared to the minority (26%) who believe *the coronavirus is a short term obstacle and our economy will bounce back soon*. However, the concern about an economic downturn and coronavirus pandemic has not dampened optimism about the state with a 56% majority saying Colorado is heading in the right direction, which speaks to the value Coloradans place on leadership during this crisis.

## Trump's Report Card May 2020: D+

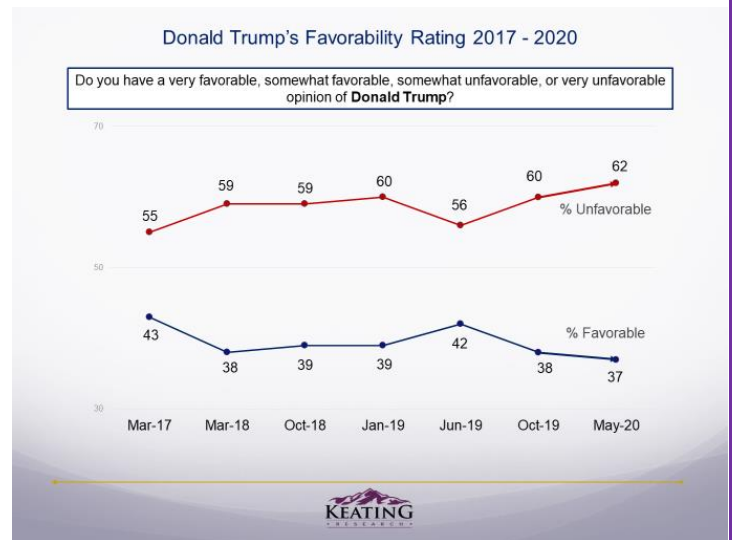
Nearly 6-of-10 (56%) of Colorado voters give Trump a D or an F grade for the job he is doing as President, while the minority (31%) give him an A or a B. Nearly half (47%) of Colorado voters give President Trump an F. President Trump's overall grade-point-average is a D+ (1.4 GPA), which is the worst the we have recorded during his presidency.

Trump Report Card	
Grade	May 2020
A	17%
B	14%
C	11%
D	10%
F	47%
<b>GPA: 1.4 (D+)</b>	

President Trump Job Rating	May 2020	Oct 2019	June 2019	Jan 2019	Mar 2018	Mar 2017
GPA (Grade)	1.4 (D+)	1.6 (D+)	1.8 (C-)	1.6 (D+)	1.5 (D+)	1.7 (C-)

## Trump Is Disliked Now More Than Ever

Six months out from the Presidential election, Donald Trump's standing among likely November 2020 voters in Colorado is at its lowest level in 3 years, with 62% holding an unfavorable view and just 37% favorable. Dislike for Trump has now spread to every voter group outside of Republicans (78% favorable – 21% unfavorable), including Women (64% unfavorable) and Men (61% unfavorable), Young (65% unfavorable) and Old (60% unfavorable), Suburban (60% unfavorable) and Rural (58% unfavorable).

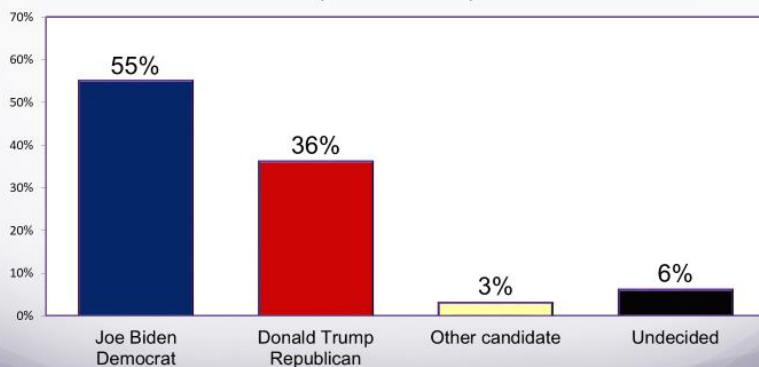


## Colorado 2020 Presidential Election

Looking toward the November general election for President, if the candidates are Democrat Joe Biden and Republican Donald Trump - for whom would you vote?

Rotate order of the candidate names.

If don't know / undecided ask: Even though you are undecided, which way do you lean – Democrat Joe Biden or Republican Donald Trump?

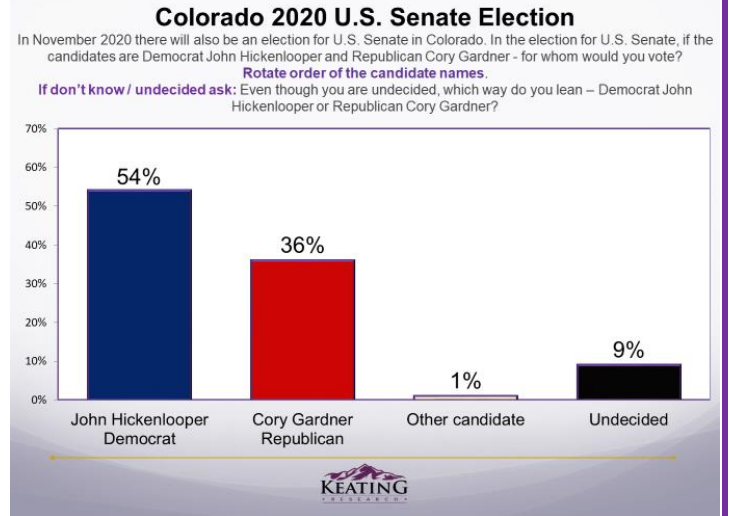


## Biden Leads Trump by 19 Points

In a matchup against presumptive Democratic nominee Joe Biden, Trump trails by 19 points (55% Biden to 36% Trump, with 6% undecided). In the critical 5 suburban counties where Colorado elections are won and lost, Biden leads Trump by 20 points (56% Biden to 36% Trump, with 5% undecided).

## Hickenlooper Leads Gardner by 18 points

Sen. Cory Gardner's re-election hopes are fading away. Today — in a match-up between Republican, Cory Gardner and Democratic candidate, former Governor John Hickenlooper — Hickenlooper has an 18-point lead (54% Hickenlooper to 36% Gardner, with 9% undecided). Hickenlooper leads by more than 2-to-1 among Unaffiliated voters (58% Hickenlooper to 28% Gardner, with 12% undecided).



*Keating Research is recognized by Democrats and Republicans alike as providing extremely accurate polling in Colorado. These **Keating–OnSight–Melanson KOM Colorado Poll™** results are based on a sample of 600 online surveys among likely November 2020 voters statewide in Colorado. The poll was conducted from May 1-3, 2020. The worst case margin of error at the 95% level for the sample of 600 is plus or minus 4.0%. Keating Research, OnSight Public Affairs and Melanson paid for and conducted this poll.*